

REPUBLIQUE DE COTE D'IVOIRE

Union-Discipline-Travail

Ministère de l'enseignement supérieur et de la recherche Scientifique



CANDIDATURE A L'INSCRIPTION SUR LA LISTE
D'APTITUDE AUX FONCTIONS DE MAITRE-ASSISTANT
(LAFMA)

CTS : SCIENCES ET TECHNIQUE DE L'INGENIEUR
DISCIPLINE : INFORMATQUE

Amadou Diabagaté, **Yazid Hambally Yacouba**, Awa
Fofana, **EVALUATING PATIENT SATISFACTION
THROUGH A FUZZY LOGIC FRAMEWORK BASED
ON SIMULATED PROFILES**, Int. J. of Adv. Res. (Aug).
877-893

Yazid HAMBALLY YACOUBA

ASSISTANT

ENSAU, BP V 81 Bondoukou, Tel : +2250789404055

Email : yacouba.hambally@ubkou.edu.ci



INTERNATIONAL JOURNAL OF ADVANCED RESEARCH (IJAR)

www.journalijar.com

CrossRef Indexed A Peer
Reviewed, Open Access,
Journal

DOI: 10.21474/IJAR01

VOLUME : 13 **ISSUE:08**

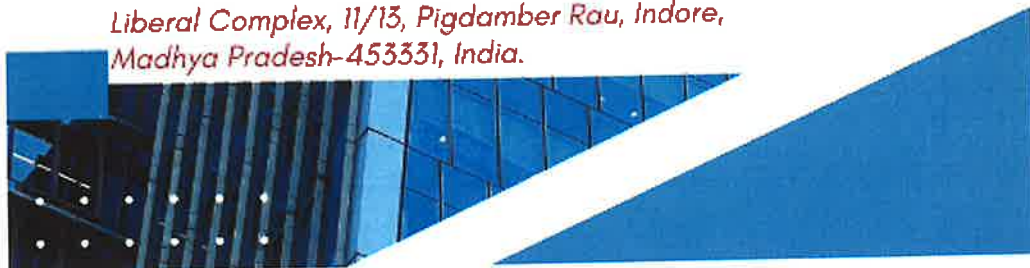
ISSN (O) 2320-5407
ISSN (P) 3107-4928

**2025
AUGUST**

Publisher Name:
*Jana Publications and
Research LLP.*

Publisher Address:

*Liberal Complex, 11/13, Pigdamber Rau, Indore,
Madhya Pradesh-453331, India.*



Editorial Board Members

<p>Dr. Ahmed M. Saqr Affiliation: Irrigation and Hydraulics Department, Faculty of Engineering, Mansoura University, Mansoura 35516, Egypt. Specialization: <i>Environmental engineering; Water resources management.</i> e-mail: ahmedsaqr@mans.edu.eg Reviewer ID: JPR-024.</p>	<p>Dr. MOHAMED SYED FOFANAH Affiliation: Department of Materials Science, Njala University, Sierra Leone. Specialization: <i>Materials Technology/Non-metallic materials (ceramics, glasses and related materials).</i> e-mail: msfofanah1@njala.edu.sl Reviewer ID: JPR-026.</p>
<p>Dr. Gaudy C. Ortizo Specialization: <i>Educational Management, Curriculum, Teaching and Learning, Human Resource Management</i> Affiliation: Department of Education, Graduate School – Notre Dame of Dadiangas University, Philippines. Email: gcon1220@gmail.com Reviewer ID: JPR-146</p>	<p>Dr. Tegegne Getachew Affiliation: Department of Mathematics, Mekdela Amba University, Ethiopia. Specialization: <i>Mathematics (In the analysis of partial differential equations).</i> e-mail: gcmsc2006@gmail.com Reviewer ID: JPR-028.</p>
<p>Dr. Ramandeep Affiliation: Department of English, Guru Nanak Khalsa College, Yamunagar , Haryana, India. Specialization: <i>American Literature, British Literature, Indian Writing in English.</i> e-mail: ramanmahal1986@gmail.com Reviewer ID: JPR-001.</p>	<p>Dr. Mario A. Fetalver Specialization: <i>Educational Management, Mathematics Education, Teacher Education, Leadership, Socio-Emotional Learning (SEL), Research</i> Affiliation: Department of Education, RSU-San Andres Campus, Romblon State University, Philippines. Email: docmar2011@gmail.com Reviewer ID: JPR-104.</p>
<p>Dr. P. Manochithra Affiliation: Department of Commerce, Sri Ramakrishna College of Arts & Science Coimbatore. Specialization: <i>Accounting and Commerce.</i> e-mail: manomadhumiha@gmail.com Reviewer ID: JPR-002.</p>	<p>Dr. Anuradha Ghodke Affiliation: Department of English, College of Commerce and Computer Studies Chinchwad Pune, India. Specialization: <i>English Language and Literature.</i> e-mail: anuradha.ghodke5@gmail.com Reviewer ID: JPR-003.</p>
<p>Dr. Zainuddin Specialization: <i>Islamic studies, Islamic education thought, History of Islamic civilization.</i> Affiliation: Department of islamic studies, Faculty of Tarbiyah, Institut Agama Islam Al- and an Al-Ittifaqiah Indralaya. Email: zainuddin@jaiqi.ac.id Reviewer ID: JPR-090.</p>	<p>Dr. St. Wijdanah Ram Specialization: <i>Sociology, Antropology</i> Affiliation: Department of Sociology, Postgraduate Program in Sociology, Universitas Negeri Makassar. Email: st.wijdanah.ram@unm.ac.id Reviewer ID: JPR-084.</p>

Dr. Lastri Wahyuni

Specialization: *Linguistics (Semantics, Pragmatics, Psycholinguistics, Discourse Analysis); Education and Learning.*

Affiliation: Department of Education, HKBP Nommensen University, Indonesia.
Email: lastri.manurung@uhn.ac.id
Reviewer ID: JPR-10

Dr. Deepti Singla

Specialization: *Criminal Law, Women Law, DNA Forensics, Legal Methods, Jurisprudence*
Affiliation: Department of Law, Amity Law School, Amity University Punjab (Mohali).
Email: deeptisingla04@gmail.com
Reviewer ID: JPR-102.

Dr. Muralidhara S. V.

Affiliation: Department of Management, Government First Grade College, Kuvempunagar, Mysore-570023.

Specialization: *HRM, Marketing, Banking, International Business, and Management.*
e-mail: murulidcetnp@gmail.com
Reviewer ID: JPR-007.

Dr Shaweta Sachdeva

Affiliation: Department of Computer Science, Guru Nanak Khalsa College Yamunanagar Haryana.

Specialization: *Machine learning and artificial intelligence.*
e-mail: sachshaweta16@gmail.com
Reviewer ID: JPR-027.

Dr. Suman Kalyan Nath

Affiliation: Department of Medical Sciences, Department of Medical Laboratory Technology, Tripura Institute of Paramedical Sciences.
Specialization: *Medical Laboratory Technology; Haematology; Blood Banking; Immunology; Clinical Pathology.*

e-mail: sumankalyannath@gmail.com
Reviewer ID: JPR-008.

Dr. Sireesha Kuruganti

Affiliation: Department of Dentistry, Alliance for multispecialty Research LLC USA.
Specialization: *Dentistry; Microbiology; Pathology.*

e-mail: ks.eesha28@gmail.com
Reviewer ID: JPR-009..

Dr. Bindi S. Thakkar

Specialization: *CAD/ CAM, CAE, Design, Composite Material, Structural Analysis, Vibration Analysis*

Affiliation: Mechanical Engineering.
Email: bindi.thakkar@paruluniversity.ac.in
Reviewer ID: JPR-096.

Dr. Feroze Ahmad Mir

Affiliation: Department of Political Science, Jana College, Drugmulla Kupwara.
Specialization: *International Relations, Indian Polity; Comparative Politics; Political Theory; Public Administration.*

e-mail: mirferoze47@gmail.com
Reviewer ID: JPR-021.

Dr. Dillip Kumar Mohapatra

Specialization: *Pharmaceutical Chemistry, Phytochemistry, Pharmaanalysis*

Affiliation: Gayatri College Of Pharmacy, Sambalpur, Odisha, BPUT, OUHS, PCI.
Email: dilliphd@gmail.com
Reviewer ID: JPR-094.

Dr. Matin Shakoori

Specialization: *Fish nutrition, Algae culture, Benthic macroinvertebrate*

Affiliation: Caspian Sea Ecology Research Center, Iranian Fisheries Science Research Institute, Agricultural Research, Education and Extension Organization, Sari, Iran.
Email: matin.shakoori@yahoo.com
Reviewer ID: JPR-091.

<p>Dr. Touseef Malik Specialization: <i>Educational Research, Philosophical and Sociological Perspective of Education, Political Perspective of Education, Teacher Education</i> Affiliation: Department of Education, Gandhi Mahavidyalaya, Bundelkhand University, Jhansi, U.P. Email: touseefmalik1991@gmail.com</p>	<p>Dr. Thirunahari Ugandhar Specialization: <i>Plant Tissue Culture and Biotechnology</i> Affiliation: Department of Botany, Kakatiya Govt College (A), Hanumakonda. Email: dhartudr@gmail.com Reviewer ID: JPR-115.</p>
<p>Dr. K. Arumuganainar Affiliation: Department of Mechanical Engineering, JP College of Engg., Anna University Chennai, India. Specialization: <i>Thermal Engineering.</i> e-mail: arumuganainar@jpcoc.ac.in Reviewer ID: JPR-019.</p>	<p>Dr. Gudepu Renuka Specialization: <i>Immunology, Environmental Microbiology, Microbial Technology, Molecular Biology</i> Affiliation: Department of Microbiology, Pingle Govt College for Women (A), Hanumakonda. Email: renukagddr@gmail.com Reviewer ID: JPR-113.</p>
<p>Dr. A. Sumathi Affiliation: Department of Biomedical Sciences, Emory University, USA. Specialization: <i>Endocrinology; Biochemistry; Animal Studies; Cancer Research.</i> e-mail: drsumiraj@gmail.com Reviewer ID: JPR-017.</p>	<p>Dr. Gulnawaz Gani Affiliation: Department of Computer Science, University of Kashmir. Specialization: <i>Image Forensics; Machine Learning; Deep Learning; Network Security.</i> e-mail: gulnawazgani@gmail.com Reviewer ID: JPR-014.</p>
<p>Dr. Kanumuri Vinod Varma Specialization: <i>Marketing & Business Management/Administration Domains</i> Affiliation: Department of Management, SRM Institute of Science & Technology, Deemed to be University, Ramapuram Campus, Bharathi Salai, Ramapuram, Chennai – 600089, Tamil Nadu, India. Email: vinodvarmak2@gmail.com Reviewer ID: JPR-136.</p>	<p>Dr. Hitesh K Solanki Specialization: <i>Gas Turbine Combustion Chamber</i> Affiliation: Department of Engineering, Government Engineering College, Valsad, Gujarat, India. Email: Hittesh.k.solanki@gmail.com Reviewer ID: JPR-139.</p>
<p>Dr Sapna Dadwal Affiliation: Department of Management Studies, DPG Institute of Technology & Management. Specialization: <i>Marketing , Human Resource Management.</i> e-mail: s.dadwalgitm@gmail.com Reviewer ID: JPR-018.</p>	<p>Dr. Shankar Sahebrao Yelmame Specialization: <i>Pharmaceutical Chemistry, Pharmaceutical Analysis, Analytical Chemistry, Method Development and Validation</i> Affiliation: Department of Pharmaceutical Chemistry, Sandip Foundation's, Sandip Institute of Pharmaceutical Sciences, Nashik, Maharashtra, India. Email: shanker.yelmame@gmail.com Reviewer ID: JPR-135.</p>
<p>Dr. Ashish Yadav Affiliation: Department of Industrial Engineering, Indian Institute of Information Technology, Jabalpur, India. Specialization: <i>Assembly Line Balancing; Operations Research; Industrial and Production Engineering.</i> e-mail: ashishsgsits11@gmail.com Reviewer ID: JPR-015.</p>	<p>Dr. Tripti Affiliation: Department of Business Economics, Aryabhata College, University of Delhi Specialization: <i>Economics</i> e-mail: tripti.sangwan16@gmail.com Reviewer ID: JPR-029</p>

Dr. Rodzidah Mohd Rodzi

Specialization: *Civil Engineering, Electronic Engineering, Green Manufacturing, Industrial Quality Assurance, Manufacturing Engineering*
 Affiliation: Ministry of Human Resources, Malaysia.
 Email: rodzidahjtm@gmail.com
 Reviewer ID: JPR-132.

Dr. Aabha Singhvi

Specialization: *Management*
 Affiliation: Department of Management / Business Administration, GRIMS ROFEL MBA – Rajju Shroff ROFEL University, Vapi.
 Email: aabha.singhvi@gmail.com
 Reviewer ID: JPR-133.

Dr. M. Devaki

Specialization: *Commerce and Finance, Marketing, Stock Market*
 Affiliation: Department of Corporate Secretaryship, Sri Ramakrishna College of Arts & Science, Coimbatore – 641006, Tamil Nadu, India.
 Email: deva.shylu@gmail.com
 Reviewer ID: JPR-130.

Dr. Divyaparvathy J

Specialization: *MD Community Medicine, Public health/Community Medicine/Preventive and Social Medicine, Reproductive and child Health, Medicine spectrum*
 Affiliation: Dept of Community Medicine, Tagore Medical College and Hospital / The Tamilnadu Dr. M.G.R. Medical University, India.
 Email: divyaraj.nov93@gmail.com
 Reviewer ID: JPR-131.

Dr. Kavya Boini

Specialization: *Homoeopathic Pharmacy*
 Affiliation: Department of Homoeopathic Pharmacy, Hamsa Homeopathy Medical College, Hospital and Research Centre, Siddipet (D), Telangana State, KNR University of Health Sciences, Warangal, Telangana State.
 Email: boinikavya94@gmail.com
 Reviewer ID: JPR-119.

Dr. Salma Habiballah

Specialization: *Applied linguistics, Leadership studies*
 Affiliation: Department of Faculty of letters and humanities, Dhar El Mahraz, Sidi Mohamed Ben Abdellah University, Fes, Morocco.
 Email: salma.habiballah@usmba.ac.ma
 Reviewer ID: JPR-125.

Dr. Srinivas Babu Kathi

Specialization: *Endocrinology, Homeopathy*
 Affiliation: Department of Homoeopathic Pharmacy, Kaloji Narayana Rao University of Health Sciences, Hamsa Homeopathy Medical College & Hospital Research Centre.
 Email: drsnbabukathi@gmail.com
 Reviewer ID: JPR-117.

Dr. Immanuel Edy Suranta Sebayang

Specialization: *Human Resources Management, Public Relation and Communication in Business, Business and Entrepreneurship*
 Affiliation: Business Administration, Politeknik Mandiri Bina Prestasi.
 Email: packimmanuel88sby@gmail.com
 Reviewer ID: JPR-118.

Dr. Mohammed Badamasi Idris

Specialization: *Banking and Finance.*
 Affiliation: Department of Banking and Finance, Mewar International University, Nigeria.
 Email: idrismb25@gmail.com
 Reviewer ID: JPR-082

Dr. Bhagwat Kakde

Specialization: *Electronics and Communication Engineering*
 Affiliation: Sandip Institute of Technology and research centre Nashik.
 Email: bhagwatkakde@gmail.com
 Reviewer ID: JPR-083.

TABLE OF CONTENTS
Volume 13, Issue 08, August 2025

S. No.	Title of the paper	Page Numbers
01	DIVERSITY AND PATHOGENICITY OF FUSARIUM SPECIES CAUSING POSTHARVEST ROT IN CHERRIES AND THEIR CONTROL METHODS	01-27
02	REIMAGINING REGIONALISM: REVITALIZING SAARC FOR A PRAGMATIC SOUTH ASIAN INTEGRATION	28-37
03	MANDIBULAR MOLAR WITH RADIX ENTOMOLARIS AND MIDDLE MESIAL CANAL : A RARE CLINICAL ENCOUNTER	38-40
04	ENHANCING HIGHER EDUCATION: EXPLORING THE PROFOUND BENEFITS OF YOGA AND MEDITATION IN STUDENT LIFE	41-50
05	CASE REPORT – MANAGEMENT OF SYMBLEPHARON ASSOCIATED WITH DRY EYE SECONDARY TO GRAFT-VERSUS-HOST-DISEASE (GVHD)	51-53
06	AYURTECH: DIGITAL SOLUTIONS FOR DIABETES REVERSAL - A CASE STUDY	54-57
07	CHANGE IN INTRAOCULAR PRESSURE BEFORE AND AFTER PHARMACOLOGIC MYDRIASIS IN NORMAL CONTROLS AND GROUP OF GLAUCOMA PATIENTS	58-64
08	THE IMPACT OF BEEKEEPING AND POLLINATION SERVICES ON CROPS YIELD: A STUDY FROM AURANGABAD DISTRICT OF MAHARASHTRA STATE	65-74
09	MULLIGAN MOBILIZATION TECHNIQUES TO RESTORE KNEE FLEXION IN A POST-ACLR HANDBALL PLAYER: A CASE REPORT	75-77
10	ANESTHETIC MANAGEMENT OF HIGH GRADE BUTTERFLY GLIOMA OF THE CORPUS CALLOSUM- A CASE REPORT	78-82

11	NUMERICAL RESOLUTION OF THE NON-LINEAR NON-ISOTROPIC DIFFUSION EQUATION IN DIMENSION 2 WITH NOISE EFFECT: APPLICATION TO IMAGE PROCESSING.	83-93
12	USING ANIMAL BREEDING AND GENETIC TECHNOLOGIES TO IMPROVE CATTLE PRODUCTION AND PRODUCTIVITY :A REVIEW	Paper withdraw
13	CASE REPORT - FAVORABLE OUTCOME OF ACUTE HYDROPS IN KERATOCONUS PATIENT TREATED WITH AUTOLOGOUS BLOOD	105-108
14	DISTRIBUTION, ABUNDANCE, AND MAIN THREATS TO THE WEST AFRICAN CROCODILE (CROCODYLUSSUCHUS) IN THE ACTIVE NIGER RIVER BASIN	109-117
15	CONTRIBUTION OF ARTIFICIAL INTELLIGENCE IN THE OPTIMIZATION OF ENERGY CONSUMPTION IN MODERN NETWORKS	118-123
16	ARTIFICIAL INTELLIGENCE AND CYBERSECURITY THREATS: REDEFINING INTERNATIONAL COOPERATION	124-136
17	INTELLIGENT DUAL-LEG WEARABLE FOR EARLY ARTHRITIS SCREENING VIA GAIT ANALYSIS AND ON-DEVICE MACHINE LEARNING	137-148
18	FEMTECH AS FINANCIAL POWER: HOW SOUTH ASIAN WOMEN ARE TRANSFORMING REPRODUCTIVE HEALTH INTO ECONOMIC INDEPENDENCE	149-160
19	TOWARDS INNOVATIVE CONTINUOUS TRAINING OF TEACHERS- RESEARCHERS IN MOROCCO: A CONCEPTUAL FRAMEWORK INTEGRATING DESIGN THINKING AND ETHICAL ARTIFICIAL INTELLIGENCE.	161-186
20	DESIGN AND DEVELOPMENT OF AN IOT-ENABLED SMART AIR-PURIFYING AND MONITORING MASK FOR HAZARDOUS INDUSTRIAL ENVIRONMENTS	187-198
21	SYNDROME D'ELLIS VAN CREVELD : A PROPOS D'UN CAS	199-203

22	MORTALITY OF EXOTIC SPECIES (EUCALYPTUS DEGLUPTA B., 1863, PINUS CARIBEAE M., 1851, AND GMELINA ARBOREA R., 1814) IN CELLUCAM PLANTATIONS NEAR EDEA (LITTORAL, CAMEROON) AND AT THE INSTITUT SUPERIEUR AND THE MBAIKI INSTITUTE OF RURAL DEVELOPMENT (CENTRAL AFRICAN REPUBLIC)	204-213
23	A STUDY ON SHORT-TERM IMPACT OF DAPAGLIFLOZIN ON DIASTOLIC CARDIAC PARAMETERS IN TYPE 2 DIABETES MELLITUS PATIENTS WITH NORMAL EJECTION FRACTION	214-221
24	INVESTIGATION OF THE COLLECTIVE MEMORY OF URBAN RESIDENTS: A CASE OF AN UNIVERSITY HEALTHCARE CAMPUS	222-237
25	TECHNICAL AND INVESTIGATION OF SOIL MECHANICS IN THE SEI BALAI CLIFF REINFORCEMENT PROJECT, BATUBARA DISTRICT	238-251
26	BREATH- HOLDING DRILLS ON OXYGEN UTILIZATION AND FATIGUE RESISTANCE AMONG SWIMMING ATHLETES	252-257
27	ASSESSMENT OF MULTIDRUG-RESISTANCE TUBERCULOSIS: CLINICAL PATTERNS, RESISTANCE AND OUTCOMES IN A SOUTHERN COASTAL REGION TEACHING HOSPITAL	258-263
28	IMPLEMENTING A PROVERB-BASED LANGUAGE LEARNING MODEL TO BUILD STUDENTS' CHARACTER	264-272
29	NAVIGATING STRESS AND GROWTH: THE ROLE OF SOCIAL SUPPORT AMONG CAREGIVERS OF CANCER PATIENTS IN MOROCCO	273-281
30	MARKED IMPROVEMENT OF TREATMENT-RESISTANT TARDIVE DYSKINESIA WITH COMBINED NAD AND GLUTATHIONE INFUSIONS: CASE REPORT	282-286
31	IMPACT OF EDUCATION ON WOMEN EMPOWERMENT AND THEIR FINANCIAL AWARENESS- A BRIEF CASE STUDY IN TELANGANA	287-305
32	A PRELIMINARY VALIDATION OF THE ROLE PIC (O) INSTRUMENT FOR ASSESSING COPING STYLES AMONG MANAGERS IN INDIAN CONTEXT 2020	306-314

33	SOCIO-ECONOMIC PROFILE OF INDIGENOUS CATTLE BREEDERS IN SOUTH-WEST BURKINAFASO AND BREEDING PRODUCTION CONSTRAINTS	315-323
34	ADAPTED PHYSICAL ACTIVITIES AND GERONTOLOGY IN THE REPUBLIC OF COTE D'IVOIRE: STUDY OF DETERMINANTS AMONG ADULTS AGED 50 AND OVER IN ANYAMA	324-332
35	IMPACT OF MODEL SIZE AND PROMPTING STRATEGY ON ZERO- AND FEW-SHOT PERFORMANCE IN OPEN-SOURCE LANGUAGE MODELS	333-340
36	PREGNANCY AND VON WILLEBRAND DISEASE: A MODERN APPROACH TO RISK, MONITORING, AND PROGNOSIS	341-344
37	A RARE CASE OF EXUDATIVE RETINAL DETACHMENT IN A CASE OF PANCYTOPENIA	345-346
38	LONG-TERM FUNCTIONAL RECOVERY FOLLOWING BOTULINUM TOXIN TYPE A FOR GASTROCNEMIUS HYPERTONIA AFTER LUMBAR LAMINECTOMY: A CASE REPORT	347-349
39	SEALING THE FUTURE: APEXIFICATION WITH BIODENTINE – A CASE REPORT	350-354
40	ATTENTION-DEFICIT HYPERACTIVITY AND ANXIETY DISORDER IN A CHILD WITH REPEATED EXPOSURE TO GENERAL ANESTHESIA	355-360
41	SOCIOECONOMIC IMPACT OF TUBERCULOSIS IN SOUTHWEST ASIA: A META-ANALYSIS	361-376
42	REGARD PSYCHO-SOCIAL DU CANCER DE SEIN : REVUE DE LITTERATURE	377-383
43	THE EFFECT OF STRATEGIC ORIENTATIONS ON PERFORMANCE	384-394
44	FEMORAL SHEATH FRACTURE DURING PTCA: A RARE DEVICE-RELATED ADVERSE EVENT	395-397
45	READING THE SPACES OF ETHICS IN CARYLCHURCHILL'S A NUMBER	398-401
46	NEW GEN HEALTH INSURANCE: A GEN AI APPROACH FORENHANCING CUSTOMER EXPERIENCE	402-408

47	KNOWLEDGE ABOUT AUTISM SPECTRUM DISORDER AMONG FINAL YEAR MEDICAL STUDENTS IN BANGLADESH- A CROSS-SECTIONAL STUDY	409-415
48	EFFECTIVENESS OF MINDFUL BREATHING TECHNIQUE ON LIFE SATISFACTION AMONG OLDER ADULTS OF SELECTED OLD AGE HOMES	416-420
49	A NON-RADICAL APPROACH IN THE MANAGEMENT OF HORIZONTAL ROOT FRACTURE USING AN IMPLANT AND ENDODONTIC K FILE: A CASE REPORT	421-428
50	UTILISATIONS TRADITIONNELLES ET COMPOSITION EN METABOLITES SECONDAIRES DE CROSSOPTERYX FEBRIFUGA RECOLTE A DOBA AU TCHAD	429-440
51	HUMAN DEVELOPMENT AND RURAL INFRASTRUCTURE	441-445
52	SMALL CELL NEUROENDOCRINE CARCINOMA OF THE LARYNX: A RARE AND AGGRESSIVE TUMOR – CASE REPORT AND LITERATURE REVIEW	446-448
53	APOPHATIC RATIONALISM IN ANGLOPHONE PHILOSOPHICAL THEOLOGY: HISTORICAL ASSESSMENT AND THEORETICAL OUTCOMES	449-454
54	TRENDS OF ENERGY DRINKS PREVAILING AMONG PATIENTS ATTENDING MEDICAL OPD, ALLIED HOSPITAL, FAISALABAD	455-459
55	VALUABLE LESSONS LEARNED WITH ADULT LEARNERS OF COLOR IN IMMERSIVE TECHNOLOGY	460-469
56	THE PROPHET'S TREATMENT OF NON-MUSLIMS CONSIDERING THE SUNNAH OF THE PROPHET SAW	470-479
57	DECODING MILLENNIAL PREFERENCES: DRIVERS OF OTT PLATFORM ADOPTION IN THE DIGITAL ERA	480-484
58	THE IMPACT OF TEENAGE PREGNANCY ON EDUCATIONAL ATTAINMENT: PERSPECTIVES FROM EDUCATORS AND HEALTH PROFESSIONALS IN PUJEHUN DISTRICT, SIERRA LEONE	485-488
59	THE ELEMENT OF GUILT AND MORAL RESPONSIBILITY IN MADHAVI MAHADEVAN'S THE KAUNTEYAS	489-491

60	ALTERNATIVE SOURCES OF POTASSIUM FROM POTASSIUM FELDSPARS, FROM MINING TO CROPPING: A REVIEW	492-502
61	A REVIEW ON POSITIVE PSYCHOTHERAPY IN CANCER PATIENTS: AN INDIAN PERSPECTIVE	503-514
62	BRIDGING THE GAP -A FOCUS GROUP STUDY ONNEED FOR TRANSFORMATION IN DENTALAMALGAM USAGE ASA PART OF DENTAL CURRICULUM	515-523
63	VERS UNE ALERTE SANITAIRE RAPIDE EN COTE D'IVOIRE : ARCHITECTURE MODULAIRE DHIS2-DBSCAN ET INTELLIGENCE ARTIFICIELLE APPLIQUEES AUX QUATRE ZONES ECO-CLIMATIQUES	524-535
64	VILLAGE HYDRAULICS: EXCLUSIVE MANAGEMENT STRUCTURING THE PROTEST OF LOCAL ACTORS IN THE COMMUNES OF ATHIEME AND BOPA IN SOUTHWESTERN BENIN	536-550
65	FOCUSED SHOCKWAVE THERAPY FOR DEGENERATIVE TRIANGULAR FIBROCARILAGE COMPLEX INJURY: A CASE REPORT	551-555
66	SUCCESSFUL AYURVEDIC MANAGEMENT OF SENSORINEURAL HEARING LOSS - A CASE REPORT	556-562
67	BEYOND THE SURFACE: HOW SKIN DISORDERS AFFECT MENTAL HEALTH IN INDIVIDUALS WITH AUTISM SPECTRUM DISORDER.	563-579
68	ENVIRONMENTAL CONSERVATION MOVEMENT; CREATING A SUSTAINABLE, COMFORTABLE CITY	580-587
69	BRASSINOSTEROIDS A INTER KINGDOM SIGNALING MOLECULES MODULATING STERIOIDOGENESIS IN POLYCYSTIC OVARY SYNDROME AN IN SILICO STUDY	588-611
70	DETERMINANTS OF AGRICULTURAL PRODUCTIVITY IN KARENE DISTRICT, SIERRA LEONE (1980–2024): AN ECONOMETRIC ANALYSIS OF LAND, LABOR, AND CAPITAL	612-646
71	LEVONORGESTREL INTRAUTERINE SYSTEM (MIRENA): INITIAL EXPERIENCE IN THE MANAGEMENT OF ABNORMAL UTERINE BLEEDING	647-650

72	A CLINICAL STUDY ON THE EFFICACY OF KATI BASTI USING SAHACHARADI TAILA IN VATAJA GRIDHRASI W.S.R (SCIATICA)	651-657
73	BODIES FOR LABOUR, VOICES FOR RESISTANCE: A MARXIST FEMINIST ANALYSIS OF OPPRESSION AND DEFIANCE IN OGADINMA AND AND THEY DIDN'T DIE	658-666
74	IMPULSE RESPONSE METHOD APPLIED TO THE GROUND ANCHORS	667-676
75	COMPARATIVE UTILITY OF CRP, ESR, FECAL CALPROTECTIN, AND LACTOFERRIN IN ASSESSING INFLAMMATORY BOWEL DISEASE ACTIVITY: A COMPREHENSIVE REVIEW	677-687
76	STUDY OF THE THERMOMECHANICAL PERFORMANCES OF BIO-SOURCED MATERIALS: INFLUENCE OF THE PROPORTION OF SUGAR CANE FIBER AND THE CEMENT CONTENT	688-695
77	EXTENDED REALITY (XR) TECHNOLOGIES IN MENTAL HEALTH ASSESSMENT AND TREATMENT	696-705
78	EVALUATION OF FERMENTATION KINETICS AND ETHANOL YIELDS OF WATERMELON JUICE USING TWO TYPES OF YEAST	706-713
79	EFFETS DE L'INCORPORATION DES FEUILLES DE CARICA PAPAYA DANS L'ALIMENTATION SUR LA PREVALENCE DES PARASITES GASTRO-INTESTINAUX CHEZ ORYCTOLAGUS CUNICULUS AU BURKINA FASO	714-720
80	NUMERICAL STUDY OF THE EFFECT OF THE MAGNETIC FIELD ON MAGNETOCONVECTIVE FLOW OF A NEWTONIAN FLUID CONFINED BETWEEN TWO VERTICALLY OFFSET HEMISPHERES.	721-730
81	THE INFLUENCE OF CASE MANAGER COMPETENCY AND COMMITMENT ON EMPLOYEE PERFORMANCE THROUGH SERVICE QUALITY IN WITNESS AND VICTIM PROTECTION INSTITUTIONS IN 2025	731-741
82	A STUDY ON ADVANCED IMAGE PROCESSING TECHNIQUES FOR DETECTING BRAIN METASTASIS TUMORS FROM RADIOLOGICAL IMAGES	742-746

83	AI-ENHANCED INTRUSION DETECTION FOR INDUSTRY 4.0: A CROSS-REGIONAL STUDY ON MITIGATING ADVANCED PERSISTENT THREATS IN CYBER-PHYSICAL SYSTEMS	747-766
84	SAID NURSI'S CONCEPT OF TASAWUF: AN ETHICAL FRAMEWORK FOR MODERN MUSLIM SOCIETIES	767-776
85	EVALUATION OF THE INTERRELATIONSHIP BETWEEN SERUM OSTEOCALCIN VITAMIN D AND PARATHYROID HORMONE LEVELS AND GLYCEMIC CONTROL IN TYPE 2 DIABETES MELLITUS IN A CROSS-SECTIONAL STUDY	777-789
86	ANXIETY DISORDERS AND HOMOEOPATHIC APPROACH	790-793
87	INFLUENCE OF TRANSFORMATIONAL LEADERSHIP ON THE ORGANIZATIONAL PERFORMANCE OF TIER-1 COMMERCIAL BANKS IN NAKURU COUNTY	794-800
88	A NOVEL APPROACH IN THE TREATMENT OF HORIZONTAL ROOT FRACTURE USING K-FILE WITH MTA AS AN INTRA-RADICULAR SPLINT	801-804
89	CUSTOMER PERCEPTION AND SATISFACTION TOWARDS DIGITAL BANKING SERVICES IN TIRUCHIRAPPALLI DISTRICT	805-816
90	CRISE SECURITAIRE, CHANGEMENT CLIMATIQUE ET GESTION DES CONFLITS ENVIRONNEMENTAUX: QUELLES REPNSES LOCALES FACE AUX TENSIONS AUTOUR DES RESSOURCES NATURELLES A KONNA (MALI)	817-828
91	VERIFICATION OF LINEAR ACCELERATOR QUALITY AT ONCOLOGY CENTER IN NOUAKCHOTT BY COMPARISON WITH IAEA STANDARDS	829-833
92	CLINICAL OUTCOMES AND LIFE EXPECTANCY OF NON-CURATIVE HEPATOCELLULAR CARCINOMA IN MOROCCO	834-840
93	INFLAMMATORY BOWEL DISEASE AND METABOLIC DYSFUNCTIONASSOCIATED STEATOTIC LIVER DISEASE: PREVALENCE AND PREDICTIVE FACTORS FROM A MOROCCAN CASECONTROL STUDY	841-850

94	PHYSICOCHEMICAL QUALITY OF WATER AND SEDIMENTS OF LAKE HLAN IN SOUTHERN BENIN	851-865
95	LA FONCTION DECISIONNELLE DE LA COMPTABILITE DE L'ETAT AU CAMEROUN: QUEL(S) USAGES DECISIONNELS POUR LES COMPTES DE L'ETAT	866-876
96	EVALUATING PATIENT SATISFACTION THROUGH A FUZZY LOGIC FRAMEWORK BASED ON SIMULATED PROFILES	877-893

Article 5

Amadou Diabagaté, Yazid Hambally Yacouba, Awa Fofana, EVALUATING PATIENT SATISFACTION THROUGH A FUZZY LOGIC FRAMEWORK BASED ON SIMULATED PROFILES, Int. J. of Adv. Res. (Aug). 877-893

Lien URL preuve de l'Indexation par :

https://cassi.cas.org/publication.jsp?P=eCQtRPJo9AQyz133K_lI3zLPXfcr-WXfXFPk4P7c3CMr5JpL-

[lcRyHN7lh7zdprw9KE7XzSstyS0kg4mI9Ahrsxi6dWo0k16Ms9d9yv5Zd85gYyul-](https://cassi.cas.org/publication.jsp?P=eCQtRPJo9AQyz133K_lI3zLPXfcr-WXfXFPk4P7c3CMr5JpL-)

[WH3u5L9bts2nU3Ms9d9yv5Zd8SOLqRk7kMTFBqUURwiAq](https://cassi.cas.org/publication.jsp?P=eCQtRPJo9AQyz133K_lI3zLPXfcr-WXfXFPk4P7c3CMr5JpL-) suivie de la capture de l'écran :

CAS Source Index
Search | About | Contact Us | Help | CAS | American Chemical Society

CAS Source Index (CASSI) Search Result

Displaying Record for Publication: International Journal of Advanced Research

Entry Type	Active Serial
Title	International Journal of Advanced Research
Abbreviated Title	Int. J. Adv. Res.
CODEN	IJARND
ISSN	2320-5407
Language of Text	English
Summaries In	English
History	v1 n1 2013-
Publication Notes	Avail. from Internet at URL http://journalijar.com/
Publisher Name	Research Communications

Disclaimer

Search | About | Contact Us | Help | CAS | American Chemical Society



Copyright © 2025 American Chemical Society All Rights Reserved

Lien de la revue : <https://www.journalijar.com/>

journalijar.com

International Journal of Advanced Research (IJAR)
ISSN (D) 2320-5407, ISSN (P) 3107-4928 A Peer Reviewed, Open Access, CrossRef Indexed Journal

Home | Editorial Leadership | Issues | Publish | About the Journal | Policies of Journal | Quick Navigations | Contact Us

We seek reviews and original contributions from all areas of
Life Science | Social Science & Humanities
Health Science | Physical Science & Engineering

2023 Impact Factor: 7.33
WhatsApp at: +441223926516
Mail us at: journalijar@gmail

Issue: The October 2025 issue is now available for authors to access. Authors can also download a short video of their published papers. Kindly visit the "Track My Article"

Submit Article
CALL FOR PAPERS
Vol. 13, Issue 11, Nov 25

Welcome to International Journal of Advanced Research
International Journal of Advanced Research (IJAR) is an open access, Peer-reviewed, CrossRef Indexed International Journal, that provides rapid publication (monthly) of Research Articles, Case Reports, Review Articles, Correspondences and short communications in all subjects.
Every article published in IJAR is provided with unique DOI and the metadata is submitted to

Impact Factor: 7.337
IC Value 94.33
Hard Copy
TRACK YOUR ARTICLE

Lien de l'article :

<https://www.journalijar.com/article/55651/evaluating-patient-satisfaction-through-a-fuzzy-logic-framework-based-on-simulated-profiles/>

The screenshot shows the article page on the International Journal of Advanced Research (IJAR) website. The page features a blue header with navigation links: Home, Editorial Leadership, Issues, Publish, About the Journal, Policies of Journal, Quick Navigations, and Contact Us. The article title is "EVALUATING PATIENT SATISFACTION THROUGH A FUZZY LOGIC FRAMEWORK BASED ON SIMULATED PROFILES", published in August 2025. The authors are Amadou Diabagate, Yazid Hambally Yacouba, and Awa Fofana. The article is listed as "Cited-by" on Crossref with 0 citations. A "QUICK NAVIGATION" sidebar on the right includes links for Full Text PDF, On CrossRef, On Google, On Academia, On Scribd, On Mendeley, On Zenodo, On Research Bible, On Index Copernicus, and Google Scholar. At the bottom of the article content, there are buttons for Abstract, Keywords, Cite This Article as, and Corresponding Author.

Citer cet article : [Amadou Diabagate, Yazid Hambally Yacouba and Awa Fofana (2025); EVALUATING PATIENT SATISFACTION THROUGH A FUZZY LOGIC FRAMEWORK BASED ON SIMULATED PROFILES *Int. J. of Adv. Res.* (Aug). 877-893] (ISSN 2320-5407). www.journalijar.com

Journal Homepage: www.journalijar.com

INTERNATIONAL JOURNAL OF ADVANCED RESEARCH (IJAR)

Article DOI:10.21474/IJAR01/21575
DOI URL: <http://dx.doi.org/10.21474/IJAR01/21575>



RESEARCH ARTICLE

EVALUATING PATIENT SATISFACTION THROUGH A FUZZY LOGIC FRAMEWORK BASED ON SIMULATED PROFILES

Amadou Diabagate¹, Yazid Hambally Yacouba² and Awa Fofana³

1. Faculty of Mathematics and Computer Science, University Felix Houphouët-Boigny, Cote d'Ivoire.
2. National High School of Architecture and Urban Planning, University of Bondoukou, Cote d'Ivoire.
3. Faculty of Medecine, University Felix Houphouët-Boigny, Côte d'Ivoire.

Manuscript Info

Manuscript History

Received: 11 June 2025

Final Accepted: 13 July 2025

Published: August 2025

Key words:-

patient satisfaction, fuzzy logic, healthcare quality, linguistic modeling, simulation study, Mamdani inference, subjective evaluation

Abstract

Measuring patient satisfaction remains a major challenge in healthcare, as it involves perceptions that are often subjective, multidimensional, and expressed in vague or imprecise terms. This study introduces a fuzzy logic framework designed to model the complexity of patient experience using linguistic variables and transparent reasoning rules. In the absence of real-world data, which are currently being collected through a clinical questionnaire, the system is tested on a set of simulated patient profiles. Eight key dimensions of satisfaction are considered, including communication, accessibility, staff competence, perceived outcomes, and infrastructure. Each criterion is represented by tailored membership functions, and a Mamdani inference mechanism produces an overall satisfaction score ranging from 0 to 10. A synthetic dataset of fifty patient profiles was generated based on expected distributions, allowing for an initial assessment of the system's consistency and relevance. The results suggest that the model provides meaningful and interpretable outputs, offering a promising tool for future integration into healthcare quality monitoring platforms. This simulation-based study serves as a preparatory step before empirical deployment and highlights the flexibility of fuzzy logic in capturing the nuances of patient perception.

"© 2025 by the Author(s). Published by IJAR under CC BY 4.0. Unrestricted use allowed with credit to the author."

Introduction:-

Improving the quality of healthcare services remains a global priority, particularly as systems strive to align clinical excellence with patient-centered care. In this context, patient satisfaction has emerged as a key performance indicator, directly influencing health outcomes, service utilization and policy decisions [1, 2, 3]. Beyond its evaluative function, satisfaction reflects the patient's subjective perception of the care experience, encompassing relational, organizational and environmental dimensions [4, 5, 6]

Numerous studies have demonstrated that high satisfaction levels are positively associated with increased adherence to treatment, improved trust in health institutions and even better clinical recovery trajectories [7, 8]. Yet, accurately

Corresponding Author:- Amadou Diabagate

Address:- Faculty of Mathematics and Computer Science, University Felix Houphouët-Boigny, Cote d'Ivoire.

capturing patient satisfaction remains a complex task. Subject to cognitive biases, cultural variability and survey design limitations, traditional measurement instruments sometimes fall short in representing the nuanced realities of healthcare experiences [9,10].

To address these limitations, researchers have explored computational approaches capable of modeling subjective evaluations with greater flexibility. Among them, fuzzy logic has garnered attention for its ability to formalize imprecise concepts and reason with uncertainty [11]. These two features are essential for representing human perception [12, 13]. By incorporating fuzzy sets and linguistic rules, such systems offer a promising framework for evaluating patient satisfaction in a more adaptive and personalized manner [14] [15].

Despite this potential, the deployment of fuzzy systems for patient satisfaction assessment remains relatively limited and mostly experimental [16]. Moreover, few studies have validated these models using simulated patient profiles prior to real-world data collection. However, this intermediate step is critical for evaluating the internal coherence and behavior of the model across a variety of hypothetical satisfaction scenarios [17].

This article addresses this gap by proposing and validating a fuzzy inference system designed to assess patient satisfaction based on simulated healthcare experiences. The objective is to ensure the robustness of the model before its deployment on real patient data, which are currently being collected through a clinical questionnaire. Through this preparatory phase, we aim to demonstrate the interpretability, responsiveness and internal consistency of the system across diverse patient profiles. Ultimately, this study contributes to the methodological rigor of satisfaction evaluation tools and prepares the ground for future empirical validation.

To tackle these challenges, we introduce a fuzzy logic-based model specifically designed to assess patient satisfaction across eight essential dimensions. The paper begins in Section 2 by presenting the conceptual underpinnings of patient satisfaction and explaining why fuzzy logic is particularly well-suited to this task. Section 3 explores related work and situates our contribution within the existing body of research. Sections 4 and 5 describe our methodological framework and detail how the model was built—from selecting variables to defining fuzzy rules and designing the simulation. Section 6 shares the results of the simulation, highlighting key patterns and insights. Section 7 then discusses the implications of our findings, examines the model's limitations, and outlines potential areas for future work. Finally, Section 8 concludes the paper by summarizing the main contributions and pointing toward practical applications.

Background and Motivation:-

Assessing patient satisfaction remains one of the most intricate tasks in healthcare quality evaluation. Unlike measurable clinical indicators, satisfaction reflects how patients perceive their experience. These perceptions are shaped by personal expectations, cultural norms, emotions, and subtle interactions with healthcare staff [18]. Often, patients express their experiences using subjective or imprecise terms, which are difficult to capture with rigid numerical scales or binary classifications [19, 20, 21].

Fuzzy logic provides a compelling approach to address this complexity. As a mathematical framework capable of handling vagueness and uncertainty [22], it allows for reasoning with linguistic expressions such as "moderate", "very satisfied", or "somewhat acceptable" [23, 24]. Instead of forcing patient feedback into sharply defined categories, fuzzy logic accommodates gradual nuances. This feature makes it especially suitable for modeling satisfaction, where important meanings often reside in ambiguity rather than in binary distinctions [25].

In the present study, we propose a fuzzy inference system structured around eight essential dimensions of satisfaction. Each of these dimensions, including communication, accessibility, staff competence, and perceived outcomes, is translated into mathematical functions that reflect how patients commonly describe their experiences. These variables are processed through a set of fuzzy rules to compute a global satisfaction score.

Although a structured questionnaire has already been designed for future data collection, the empirical phase has not yet begun. To anticipate this, we simulate synthetic patient profiles based on plausible response patterns. This strategy allows us to test the consistency and behavior of the system across a broad range of hypothetical cases [26, 27].

This simulation phase is a critical step in the development process. It provides an opportunity to refine the system, evaluate its interpretability, and ensure that the outputs remain meaningful and reliable in the absence of real data. By validating the model in this way, we lay a solid foundation for its eventual deployment in real clinical environments [28, 29] [30].

Related Work:-

Patient satisfaction has gradually become a cornerstone of healthcare quality research, as numerous studies have established its close link with clinical outcomes, treatment adherence and institutional trust [1, 2]. Donabedian's foundational model placed patient perception at the heart of healthcare evaluation [3], and subsequent empirical work confirmed its role in reinforcing patient engagement and confidence in the health system [7, 5].

However, the process of measuring satisfaction remains fraught with methodological difficulties. Cultural differences, emotional states and linguistic subtleties all influence how patients respond to surveys. These factors often introduce bias and limit the generalizability of results [19, 31]. In addition, standard instruments using fixed rating scales tend to overlook the nuances embedded in subjective assessments, particularly when experiences are expressed in approximate or emotionally charged terms [9, 10]. Faced with these limitations, researchers have turned to computational models better equipped to handle ambiguity and vagueness.

Fuzzy logic has emerged as a promising approach in this regard. Its capacity to formalize imprecise language and reason with gradations of meaning makes it particularly well suited to capturing the complexity of patient expression [23, 12]. Zadeh's work on fuzzy sets, and his extension to decision-making under uncertainty, laid the theoretical foundation for this methodology [12,13]. More recent studies have applied these principles to healthcare contexts, where fuzzy systems have been used to convert qualitative judgments into interpretable outputs that reflect the variability of human perception [24, 25].

Several authors have explored the use of fuzzy logic specifically for evaluating healthcare service quality. Alkafaji and Al-Shamery proposed a model based on patients' lived experiences to measure perceived quality in hospitals [14]. In a different context, Suzuki and Negishi investigated the integration of fuzzy logic into real-time satisfaction monitoring within clinical environments [16]. These approaches demonstrate the potential of fuzzy reasoning to address the complexity of subjective evaluations, especially when patients use vague descriptors such as —acceptable or —almost good to express their views.

Other researchers have sought to combine fuzzy systems with multi-agent architectures to improve adaptability and decentralization in health decision-making. Neto and colleagues developed a multi-agent eHealth system with fuzzy logic at its core, allowing for distributed assessment of patient states [27]. Similarly, Hernandez-Leal et al. applied agent-based logic to emergency triage, demonstrating that combining autonomous reasoning with fuzzy rules could improve responsiveness in high-pressure environments [32].

One recurrent limitation in many existing models is the absence of a preparatory validation phase prior to the use of real clinical data. This step is crucial to ensure the reliability and coherence of fuzzy systems when faced with diverse patient profiles. Salinas and collaborators addressed this issue by testing a fuzzy framework through simulated clinical cases to evaluate classification accuracy and internal consistency [33]. Along similar lines, Chen et al. introduced a hybrid neuro-fuzzy model optimized using decision trees, highlighting the relevance of simulation in strengthening interpretability and performance under uncertainty [29].

In light of this background, the present study distinguishes itself by responding to two unmet needs in the literature. First, it introduces a fuzzy inference system specifically structured around carefully selected satisfaction dimensions drawn from clinical and experiential considerations. Second, it undertakes a simulation-based validation using synthetic patient profiles before any real data are introduced. This strategy enables the early detection of inconsistencies and enhances the robustness of the system, while offering a transparent and reproducible framework for future deployment in healthcare environments.

Methodology:-

This section outlines the methodological foundations of the fuzzy satisfaction evaluation system. In light of the unavailability of real-world patient feedback at this stage, we opted for a simulation-based approach to assess the internal coherence and sensitivity of the model. This strategy was grounded in a previously designed clinical

questionnaire, thereby ensuring semantic alignment between simulated profiles and the model's fuzzy variables. Our methodological choices are aligned with established practices in early-phase AI validation when access to empirical data is limited [9, 16].

Simulation-Based Approach:

Rather than delaying the validation of the fuzzy system, we simulated synthetic patient cases to explore how the model interprets diverse scenarios. The decision to generate artificial data is consistent with prior studies that emphasize the value of simulation in preclinical validation stages, particularly for fuzzy or rule-based systems where logical interpretability is central [34] [35].

We constructed a dataset comprising 100 synthetic patient profiles, covering a continuum of experiences from highly positive to strongly negative. The design aimed to test the system's responsiveness in both well-defined and borderline cases, especially those that present ambiguity in the perceived quality of care. This approach allowed us to observe how small variations in inputs such as minor shifts in perceived communication or environment quality translate into changes in the overall satisfaction score.

To enhance the realism of the simulated data, coherence constraints were introduced. For example, a profile with poor communication could not be paired with an extremely high level of patient involvement or perceived outcome. This form of expert-driven validation is a known method to ensure the plausibility of synthetic datasets when real data are not yet available [36].

Each of the eight input criteria was varied independently and jointly across profiles, avoiding skewed distributions and allowing us to fully explore the multidimensional input space of the fuzzy system. This controlled variation ensured that the inference engine was tested under a broad range of plausible healthcare experiences.

Questionnaire Design as Simulation Framework:

The structure and semantics of the simulated profiles were not arbitrary. They were derived from a clinical questionnaire previously developed as part of this research. Although the questionnaire has not yet been administered in a healthcare setting, it was designed according to validated instruments in the literature for measuring patient experience and satisfaction [8, 37].

The questionnaire includes eight key dimensions such as communication and information, competence of medical staff, environment and infrastructure, and perception of care results. These same dimensions were encoded as fuzzy input variables in the system. For instance, the communication variable aggregates indicators such as clarity of explanations, frequency of updates, and responsiveness to patient concerns.

Linguistic labels used in the fuzzy logic engine such as "poor", "average" and "excellent" were directly inspired by the Likert-type response options in the questionnaire [38]. This semantic continuity ensures that future real patient responses can be interpreted by the system without requiring structural changes to the model. The alignment between survey design and fuzzy modeling has been highlighted in several works as a key factor in ensuring interoperability and interpretability of AI systems in healthcare contexts [19, 3].

Technical Tools:

The fuzzy inference system was developed in Python using the scikit-fuzzy library. This open-source framework offers robust tools for defining fuzzy sets, implementing rule bases, and managing inference pipelines. The model's architecture was modular, with dedicated components for fuzzification, rule evaluation, aggregation, and defuzzification [39].

To support the simulation phase, Python scripts were developed to automatically generate synthetic patient profiles, assign fuzzy membership values, and calculate satisfaction scores. These scripts were designed to handle batch processing, enabling the simulation of multiple profiles under various test conditions.

The outcomes were visualized through graphical representations such as membership function plots, satisfaction distribution histograms, and 3D inference surfaces. These visual outputs were exported in vector and raster formats to facilitate future inclusion in clinical dashboards, monitoring tools, or decision-support environments. Such visual

validation is frequently employed in fuzzy logic applications to provide intuitive feedback to both developers and clinical stakeholders [20, 13] [40].

Fuzzy Satisfaction Model Design:-

Fuzzy logic offers a robust and interpretable framework for modeling subjective perceptions, particularly well suited to the evaluation of patient satisfaction. Unlike rigid numerical systems, fuzzy models handle imprecision and ambiguity naturally, enabling more nuanced assessments of individual experiences [37], [26] [41].

This section presents the structure and rationale of the fuzzy system designed for this study, covering the linguistic variables, membership functions, rule base, and inference process [42].

Input and Output Variables:

Eight input variables were selected based on well-established dimensions of patient satisfaction found in healthcare quality literature and prior fuzzy applications [14], [37], [43]. A single fuzzy output variable captures the overall satisfaction score. All variables were normalized to the [0–10] interval to standardize interpretation and ensure consistency during fuzzification and aggregation [44], [26].

Table 1:-Linguistic Variables Used in the Fuzzy Mode

No.	Variable Name	Type	Universe of Discourse	Description
1	Communication and Information	Input	[0 – 10]	Clarity, responsiveness, and active listening
2	Reception and Accessibility	Input	[0 – 10]	Ease of admission, waiting time, and accessibility
3	Staff Competence	Input	[0 – 10]	Professionalism, empathy, and technical expertise
4	Environment and Infrastructure	Input	[0 – 10]	Comfort, hygiene, and space organization
5	Perceived Treatment Outcome	Input	[0 – 10]	Effectiveness of care from the patient's point of view
6	Cost and Billing Transparency	Input	[0 – 10]	Affordability and clarity of financial information
7	Patient Involvement and Personalized Care	Input	[0 – 10]	Degree of participation and care customization
8	Intention to Return and Recommend	Input	[0 – 10]	Loyalty and likelihood of recommendation
9	Overall Satisfaction	Output	[0 – 10]	Aggregated perception of satisfaction level

This configuration enables a balanced evaluation of service quality across interpersonal, environmental, and institutional dimensions [14], [44].

Membership Functions:

For each input variable, appropriate membership functions were defined to map linguistic terms (e.g., low, medium, high) into fuzzy sets. Triangular and trapezoidal shapes were selected for most criteria due to their simplicity and interpretability [44], [27]. Gaussian curves were adopted where a centered, symmetric evaluation was preferred, particularly for —Staff Competence [25].

Figure 1 presents the membership functions associated with the eight input variables used in the fuzzy evaluation system. These functions translate patient perceptions into linguistic categories, allowing for a nuanced interpretation of aspects such as communication, accessibility, treatment effectiveness, and billing clarity.

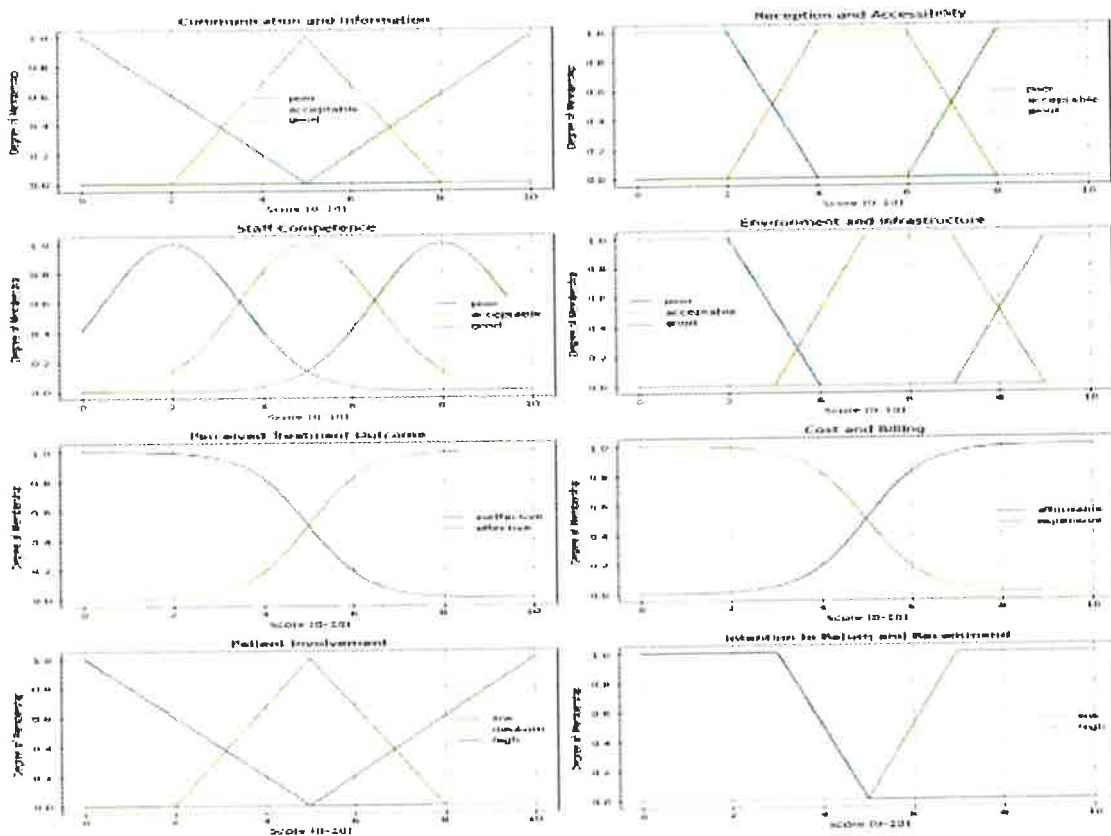


Figure 1:- Membership functions of the eight input variables in the fuzzy satisfaction evaluation system

Figure 2 illustrates the membership functions defined for the output variable, Overall Satisfaction. This variable synthesizes the patient’s global evaluation of care on a scale from 0 to 10, integrating all relevant input dimensions. The fuzzy formulation of this output enables a more flexible and interpretable representation of satisfaction levels.

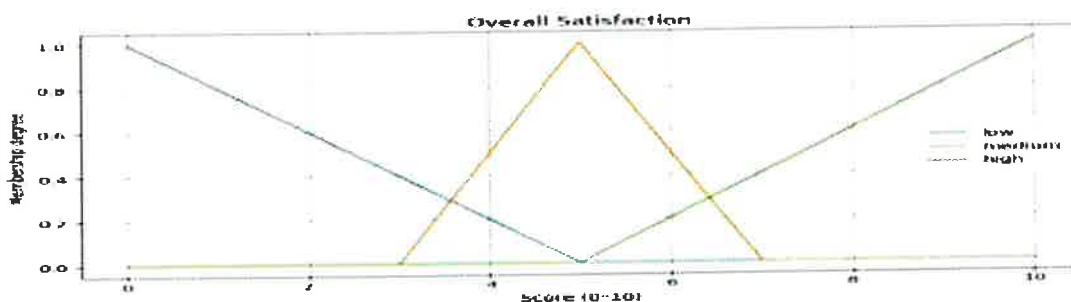


Figure 1:- Fuzzy membership functions defining the output variable "Overall Satisfaction"

All membership functions were implemented using scikit-fuzzy in Python, allowing seamless fuzzification during simulation [28].

Rule Base Construction:

The fuzzy rule base consists of 20 manually designed rules that reflect common clinical scenarios and expert reasoning. These rules were inspired by classical models of care quality, notably those of Donabedian and Parasuraman et al. [23], [3], and adapted to fuzzy inference contexts following guidance from Bouchon-Meunier and others [43]. Table 2 provides illustrative examples of fuzzy inference rules used to compute patient satisfaction. Each rule combines input variables such as Communication and Information, Perceived Treatment Outcome, Reception and Accessibility, Cost and Billing, Patient Involvement, and Intention to Return to infer a global satisfaction level. These rules reflect typical clinical situations and support transparent and interpretable decision-making within the fuzzy system.

Table 2:- Examples of Fuzzy Inference Rules

Rule	IF Clause (Predicates)	THEN Satisfaction
R1	IF Communication and Information is high AND Perceived Treatment Outcome is high AND Reception is high	High
R2	IF Communication and Information is low OR Perceived Treatment Outcome is Low	Low
R3	IF Environment and Infrastructure is poor AND Reception and Accessibility is Poor	Low
R4	IF Cost and Billing is expensive AND Perceived Treatment Outcome is low	Low
R5	IF Communication and Information is medium AND Perceived Treatment Outcome is medium	Medium
R6	IF Patient Involvement is high AND Communication and Information is high	High
R7	IF Intention to Return is low OR Environment and Infrastructure is poor	Low
R8	IF Reception and Accessibility is acceptable AND Perceived Treatment Outcome is high	Medium
R9	IF Cost and Billing is acceptable AND Treatment Outcome is medium AND Communication and Information is medium	Medium
R10	IF Communication and Information is low AND Reception is poor AND Cost is expensive	Low
R11	IF Intention to Return is high AND Patient Involvement is high	High
R12	IF Perceived Treatment Outcome is medium AND Environment and Infrastructure is high	Medium
R13	IF Communication and Information is high AND Cost and Billing is affordable	High
R14	IF Communication is medium AND Treatment Outcome is high	High
R15	IF Patient Involvement is low AND Reception is poor	Low

These rules were carefully reviewed to ensure they made sense both individually and as a whole. Particular attention was paid to their ability to reflect realistic clinical situations and to provide coherent guidance across different patient satisfaction scenarios. Their design was informed by established frameworks in healthcare quality and fuzzy logic decision-making [14], [3], [43].

Inference Process and Mathematical Modeling:

A Mamdani-type inference engine was used for its interpretability and alignment with linguistic reasoning in healthcare [37], [25]. The inference process follows four sequential steps. This approach ensures semantic transparency and robustness, supporting explainability for clinical stakeholders [44], [37].

Step 1: Input Fuzzification

Each input variable $x_i \in [0,10]$ is mapped to a fuzzy value using a membership function $\mu_{A_i}(x_i)$. For instance, for the linguistic category Good of a variable such as Communication and Information:

$$\mu_{\text{Good}}(x) = \begin{cases} 0, & \text{if } x \leq 4, \\ \frac{x-4}{2}, & \text{if } 4 < x < 6, \\ 1, & \text{if } x \geq 6. \end{cases} \quad (1)$$

Step 2: Evaluation of Fuzzy Rules
 A fuzzy rule can be intuitively expressed as:

$$R_k : \text{IF } x_1 \text{ is } A_1^k \text{ AND } x_2 \text{ is } A_2^k \text{ AND } \dots \text{ AND } x_n \text{ is } A_n^k, \text{ THEN } y \text{ is } B^k \quad (2)$$

Formally, for any number of inputs:

$$R_k : \text{IF } \bigwedge_{i=1}^n (x_i \text{ is } A_i^k) \text{ THEN } y \text{ is } B^k \quad (3)$$

The activation degree α_k of rule R_k is given by :

$$\alpha_k = \min_{i=1 \dots n} \mu_{A_i^k}(x_i) \quad (4)$$

Step 3: Aggregation of Rule Outputs

The fuzzy outputs of activated rules are aggregated using a max–min composition:

$$\mu_B(y) = \max_k (\min(\alpha_k, \mu_{B^k}(y))) \quad (5)$$

where $\mu_{B^k}(y)$ denotes the membership function of output B^k .

Step 4: Defuzzification

The final, crisp output y^* , representing the estimated level of satisfaction, is obtained via the centroid method:

$$y^* = \frac{\int y \mu_B(y) dy}{\int \mu_B(y) dy} \quad (6)$$

This rigorous modeling translates linguistic judgments into operational reasoning, making it suitable for implementation within an AI-based system focused on patient satisfaction. It ensures reproducibility, transparency, and mathematical coherence, thereby facilitating seamless software integration.

Simulation results:-

Improving the quality of healthcare services remains a global priority, particularly as systems strive to align clinical excellence with patient-centered care. In this context, patient satisfaction has emerged as a key performance indicator, directly influencing health outcomes, service utilization and policy decisions [1, 2, 3]. Beyond its evaluative function, satisfaction reflects the patient’s subjective perception of the care experience, encompassing relational, organizational and environmental dimensions [4, 5, 6]

In this section, we explore the outcomes generated by the simulation of our fuzzy satisfaction model. We start by discussing the relevance and credibility of the simulated dataset, then move on to analyze how the model behaves across different patient profiles and score distributions, providing insight into its interpretability and consistency.

Credibility and Realism of the Simulated Data set:

To assess the fuzzy satisfaction system in a way that balances control and realism, a dataset comprising 100 synthetic patient profiles was created. Each profile integrates plausible combinations of key satisfaction determinants, including Communication and Information, Reception and Accessibility, Staff Competence, Environment and Infrastructure, Treatment Outcome, Cost and Billing, Patient Involvement, and Intention to Return. These criteria reflect core dimensions frequently explored in healthcare satisfaction research [1], [5], [21]. The values assigned to each dimension were carefully sampled to mirror the natural variability typically observed in real-world patient feedback. For instance, dimensions such as staff competence and infrastructure often yield high ratings in hospital surveys, whereas aspects related to communication or cost tend to show greater heterogeneity [4], [5], [21]. These known patterns were deliberately incorporated into the simulation to ensure ecological validity and relevance.

While patients commonly express their satisfaction using integers on a Likert scale, the outputs generated by the fuzzy inference system are continuous real-valued scores. This is a direct result of how fuzzy systems operate. Membership functions translate crisp integer inputs into overlapping fuzzy sets, and the defuzzification process then yields continuous satisfaction scores [12], [13]. Rather than undermining realism, this continuous modeling enhances it, allowing the system to capture subtle differences in patient profiles that would be lost in a strictly categorical framework.

This approach brings important analytical advantages. It enables a fine-grained evaluation of the system’s logic and reveals how well the rule base responds to nuanced input patterns. Furthermore, by using real-valued inputs during simulation, we can better examine the system’s coherence, sensitivity, and smoothness—key attributes for ensuring reliable decision support in complex clinical environments [14], [12].

The use of simulated patients in this context is consistent with established methodologies in health informatics. Prior studies have shown that theory-driven simulation offers a robust foundation for early validation of intelligent systems, especially when access to real patient data is constrained [43], [28], [31]. In this sense, the simulation not only provides a sound testing ground but also strengthens the overall design process, bridging the gap between theoretical modeling and practical deployment.

Descriptive analysis of satisfaction scores:

This section explores how the fuzzy inference system translates multidimensional patient input into overall satisfaction scores. A total of 100 synthetic patient profiles were evaluated using the fuzzy model, with each profile reflecting plausible combinations of key healthcare experience indicators.

The resulting satisfaction scores range from 2.74 to 8.38, with a mean of 6.33 and a standard deviation of 1.15. The median score stands at 6.52, suggesting a slight tendency toward higher satisfaction levels. While extreme values are rare, the model captures a meaningful variety of satisfaction levels across the dataset.

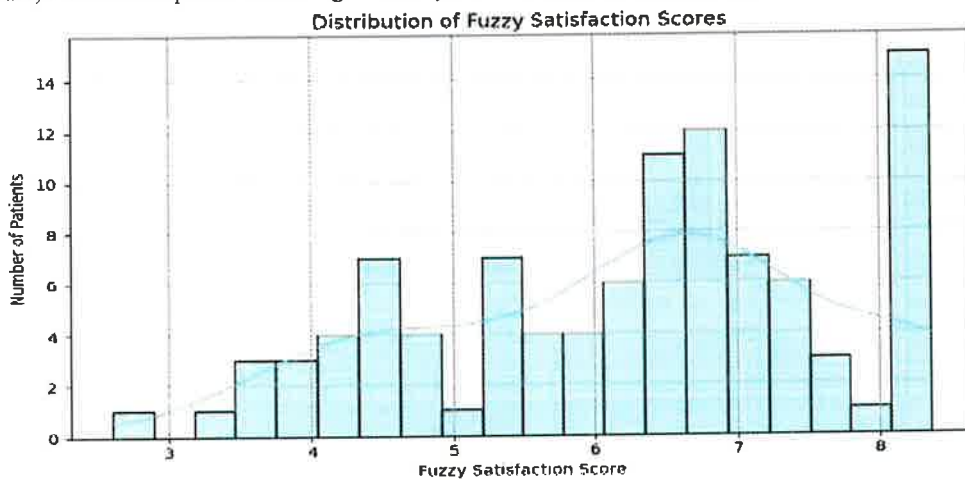


Figure 2:- Distribution of Fuzzy Satisfaction Scores

As shown in Figure 2, most scores are concentrated between 5.5 and 7.5. This indicates that the system tends to produce moderate to moderately high satisfaction levels. A few cases fall below 4, reflecting clearly negative experiences. On the upper end, while the model does produce scores above 8.0, none of the patients received a score beyond 8.5. This plateau suggests a potential saturation effect in the inference process.

Such behavior may result from the structure of the output membership functions or from the absence of highly reinforcing rules that would drive scores toward the upper extreme. Nevertheless, this pattern aligns with observations in real healthcare settings, where extremely high or extremely low satisfaction ratings are uncommon. In summary, the fuzzy system yields continuous and interpretable satisfaction scores that capture the diversity of patient experiences without producing unrealistic extremes. The consistency and balance observed in the results support the model’s applicability in simulated healthcare evaluations and lay the groundwork for future real-world deployment.

Influence of key satisfaction criteria:

To explore how each input dimension contributes to the final satisfaction score, a correlation analysis was performed between the eight criteria and the fuzzy output. This step helps assess whether the system behaves in a way that reflects intuitive and clinically relevant priorities in patient experience.

As presented in Figure 3, three variables emerge as the most influential. Patient Involvement shows the strongest correlation with the overall score ($r = 0.68$), followed closely by Communication and Information ($r = 0.64$), and Reception and Accessibility ($r = 0.57$). These results suggest that patients who feel actively involved in their care, well-informed, and properly received are more likely to be rated highly by the fuzzy system.

This internal pattern reflects the logic embedded in the rule base. Many rules are designed to reward strong engagement and clear communication, especially when coupled with favorable perceptions of care outcomes. These variables often act as amplifiers of satisfaction, contributing more weight than purely structural elements like infrastructure or billing.

Although dimensions such as Cost and Billing Perception or Environment and Infrastructure show weaker correlations, they still play a role in shaping the final score. Their more modest influence may be explained by the distribution of simulated values or by the relatively neutral weight they hold within the current set of inference rules. Overall, the fuzzy model appears to emphasize key relational aspects of care when determining satisfaction. This alignment between input behavior and output scoring supports the internal consistency of the system. It also reinforces the interpretability of the model, a key strength when compared to more opaque computational approaches.

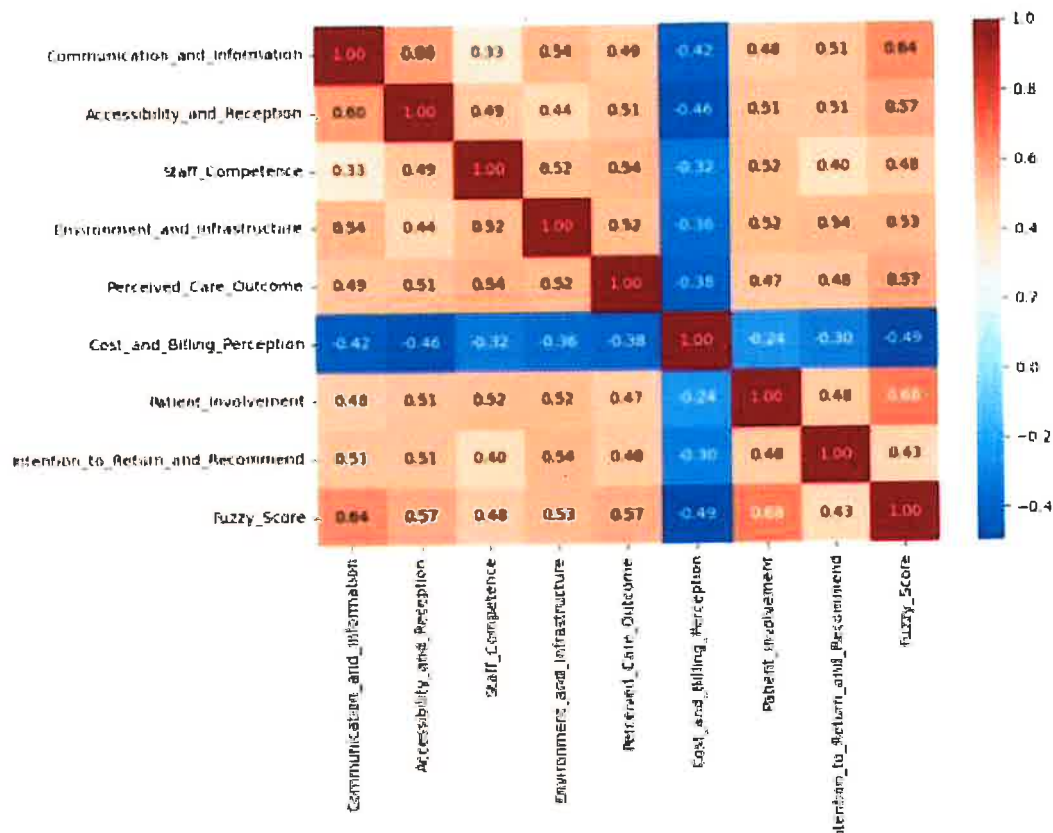


Figure 3:- Correlation matrix of satisfaction criteria and fuzzy score

In addition to the correlation analysis, three-dimensional surface plots were introduced to provide a more intuitive view of how pairs of satisfaction criteria interact within the fuzzy system. These visualizations offer a window into the internal reasoning process of the model, highlighting how certain combinations of inputs contribute to the final satisfaction score.

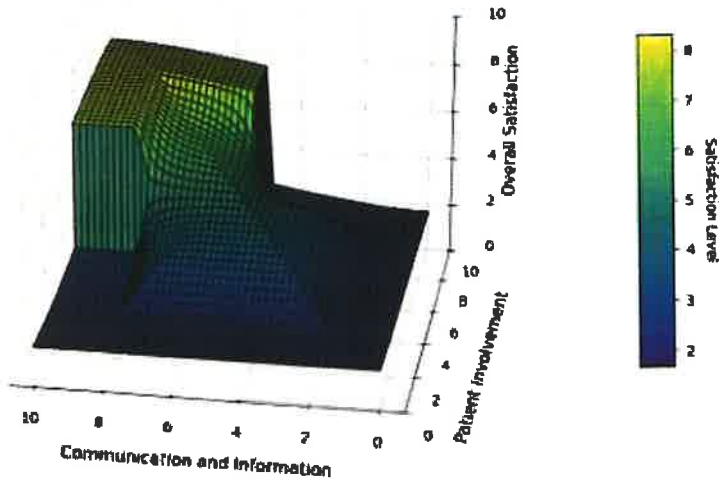


Figure 4:- Surface plot of patient satisfaction in relation to Communication and Information and Patient Involvement

Figure 4 shows how satisfaction varies according to the level of communication and information provided, combined with the degree of patient involvement in care decisions. The plot reveals that satisfaction increases substantially when both dimensions are rated highly. However, if either communication or involvement is perceived as weak, satisfaction remains low or stagnant. This highlights the importance of active dialogue and patient-centered practices in fostering positive care experiences.

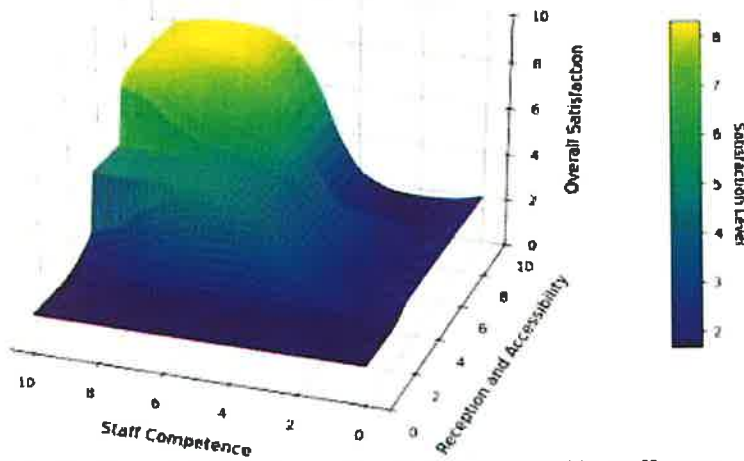


Figure 5:- Surface plot of patient satisfaction as influenced by staff competence and reception and accessibility

In Figure 5, the surface depicts the impact of staff competence and the quality of reception and accessibility on patient satisfaction. The results show a steep rise in satisfaction when both factors are rated positively. Notably, poor staff competence leads to a sharp drop in satisfaction, even when reception is adequate. This suggests that patients place strong emphasis on the professionalism and empathy of healthcare providers, perhaps even more than on logistical aspects.

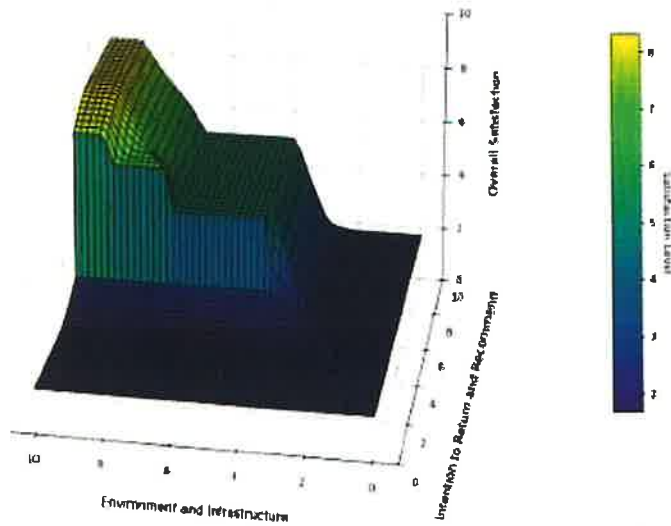


Figure 6. Surface plot of patient satisfaction according to Environment and Infrastructure and Intention to Return and Recommend

Figure 6 explores how the environment and infrastructure of care, combined with the patient’s intention to return or recommend the facility, contributes to overall satisfaction. The plot reveals a more gradual increase across the surface, with higher satisfaction observed only when both the environment and loyalty indicators are favorable. This suggests that trust and comfort, while not always immediately impactful, reinforce each other and contribute to lasting satisfaction over time.

Illustrative Patient Profiles:

To assess the interpretability and internal consistency of the fuzzy satisfaction model, three representative patient profiles were selected. These cases correspond to low, medium, and high satisfaction levels and are presented in Table 3. Each profile illustrates how the system combines patient-reported inputs into a single satisfaction score that remains both transparent and clinically meaningful.

Table 3. Representative patient profiles with low, medium and high satisfaction scores

Variable	Low	Medium	High
Communication	2.4	5.6	9.4
Accessibility	2.2	7.3	9.1
Competence	3.9	3.4	9.1
Infrastructure	4.8	5.4	9.2
Outcome	5.0	4.6	9.9
Billing	7.7	4.1	1.3
Involvement	4.1	7.2	9.7
Recommendation	7.8	3.2	9.2
Fuzzy Score	2.60	6.44	8.37

The low-satisfaction profile reflects a patient who reported limited communication, poor accessibility, and a low level of involvement in their care. Although this patient expressed moderate satisfaction with infrastructure and care outcomes, the relational experience was clearly lacking. As a result, the final score was significantly reduced, illustrating how the fuzzy system gives strong weight to interpersonal dimensions.

The medium-satisfaction profile presents a more balanced case. The patient reported excellent accessibility and felt actively involved in the care process. However, scores for staff competence and treatment outcome were moderate, and the willingness to recommend the service was low. This combination of contrasting elements led the model to

produce an intermediate satisfaction score, showing that it is capable of integrating diverse perceptions into a coherent and reasonable output.

The high-satisfaction profile corresponds to several patients who received the same maximum score of 8.37. Although their values varied slightly, all of them reported very high ratings across the most influential dimensions, including communication, staff competence, perceived care outcomes, and loyalty. In this case, a range of values is presented for each variable to reflect this shared pattern. Interestingly, some of these patients gave relatively low scores for billing transparency. Nevertheless, the overall satisfaction remained high, confirming that the model prioritizes essential aspects of the care experience when synthesizing the final score.

Together, these three profiles illustrate how the fuzzy system captures the subtle interplay between clinical, relational, and environmental factors. It provides scores that are not only internally consistent but also aligned with intuitive interpretations of patient satisfaction. This interpretability strengthens the model's credibility and suggests that it may offer valuable insights in future real-world applications.

Discussion:-

Improving the quality of healthcare services remains a global priority, particularly as systems strive to align clinical excellence with patient-centered care. In this context, patient satisfaction has emerged as a key performance indicator, directly influencing health outcomes, service utilization and policy decisions [1, 2, 3]. Beyond its evaluative function, satisfaction reflects the patient's subjective perception of the care experience, encompassing relational, organizational and environmental dimensions [4, 5, 6]

This study set out to explore whether a fuzzy logic-based approach could meaningfully assess patient satisfaction across multiple care dimensions. By simulating 100 diverse patient profiles, we were able to observe how the system behaves, test the consistency of its internal rules, and evaluate how linguistic inputs lead to structured, interpretable satisfaction scores.

Interpretation of results:

The distribution of satisfaction scores was well-balanced, with most patients falling in the medium to high satisfaction range. Certain criteria, particularly staff competence and physical environment, were consistently rated highly. This suggests that these aspects are often perceived as institutional strengths. In contrast, dimensions like communication and billing showed more variability, which reflects common challenges in provider-patient interactions and financial transparency in healthcare [5, 10].

The fuzzy system itself responded logically to variations in input. Profiles with favorable ratings across key areas such as communication, treatment outcomes, and patient engagement generally produced high satisfaction scores, often exceeding 85 percent. Meanwhile, cases with poor accessibility or disappointing care experiences resulted in lower scores. These findings confirm that the inference rules operate effectively, yielding coherent and interpretable results [13][45].

Relevance to Existing Literature:

Our findings are in line with existing research that supports the use of fuzzy logic in healthcare evaluation. Unlike rigid quantitative tools, fuzzy systems are well-suited to interpret the subjective and often nuanced nature of patient feedback while maintaining consistency in reasoning [31, 24]. In this context, using simulated data should not be viewed as a limitation but as a strategic step in the validation process. Several studies have highlighted the importance of theory-driven simulation as a prerequisite to full-scale empirical testing [5, 46]. The consistency observed across varied simulated cases reinforces the system's robustness and suggests its potential relevance in real-world healthcare applications.

Practical Implications:

The structure of the system allows for integration into diverse clinical workflows. Healthcare institutions could use it to generate satisfaction dashboards, helping managers monitor trends and respond proactively to early signs of dissatisfaction. This application aligns with current calls for intelligent, human-centered decision-support solutions in healthcare [16, 33]. In addition, by including dimensions such as patient involvement and willingness to recommend [47], the model extends beyond simple satisfaction measurement. It begins to capture more complex

elements like trust, loyalty, and patient engagement, which are becoming increasingly central in value-based care delivery [48] [21, 49].

Limitations and Future Work:

Although the simulation confirms that the model operates consistently and produces coherent outputs under controlled conditions, further testing with real patient data remains essential to evaluate its capacity to generalize beyond the simulation. This reflects the distinction between internal consistency, which measures the reliability of the model's logic and structure, and external validity, which assesses how well it performs in real-world scenarios [24, 50]. Despite the limited scope of the synthetic dataset, the results demonstrate that fuzzy logic offers a unique balance of clarity, flexibility, and interpretability. These qualities are especially relevant in patient satisfaction assessment, where perceptions are inherently subjective and often nuanced [8, 51].

The system's transparent reasoning and ability to handle imprecise inputs position it as a valuable tool for decision support in healthcare environments.

Conclusion:-

Improving the quality of healthcare services remains a global priority, particularly as systems strive to align clinical excellence with patient-centered care. In this context, patient satisfaction has emerged as a key performance indicator, directly influencing health outcomes, service utilization and policy decisions [1, 2, 3]. Beyond its evaluative function, satisfaction reflects the patient's subjective perception of the care experience, encompassing relational, organizational and environmental dimensions [4, 5, 6]

This study introduced and simulated a fuzzy logic-based system for evaluating patient satisfaction, grounded in eight carefully selected dimensions relevant to healthcare experiences. By translating subjective perceptions into structured numerical scores, the model provides a more interpretable and holistic view of satisfaction, while preserving the richness of patient feedback.

The simulation of 100 patient profiles made it possible to explore the behavior of the system across a wide range of scenarios. The results show that the fuzzy model responds in a coherent way to variations in input variables. It assigns higher satisfaction when communication, care quality, and infrastructure are rated positively, and lower satisfaction when issues are reported in access, cost, or personalized attention. This consistency confirms the relevance of the rules and membership functions implemented in the system.

Beyond theoretical validation, the work points to concrete practical applications. The fuzzy satisfaction engine can be integrated into hospital dashboards or interactive decision-support tools to help healthcare professionals monitor trends, detect weaknesses, and respond more quickly to patient concerns. Because it is both interpretable and adaptable, the model can be deployed in a variety of healthcare environments, including in settings with limited resources.

Future work will consist in applying the system to real data collected through patient surveys. This empirical validation will make it possible to evaluate the accuracy, sensitivity, and robustness of the model. Further developments may include enriching the rule base with machine learning techniques or embedding the fuzzy engine within a broader multi-agent architecture.

In summary, this research shows that fuzzy logic provides a powerful and intuitive method for capturing the complexity of patient satisfaction. It offers a balance between precision and flexibility and opens promising perspectives for patient-centered evaluation in healthcare.

References:-

1. Alemu, A.T., Bogale, E.K., Bogale, S.K., al. : Patient satisfaction and associated factors with inpatient health services at public hospitals in Ethiopia: a systematic review and meta-analysis. BMC Health Serv Res 24. (2024). <https://doi.org/10.1186/s12913-024-11552-5>
2. Liu, L., Gauri, D.K., Jindal, R.P. : The Role of Patient Satisfaction in Hospitals' Medicare Reimbursements. Journal of Public Policy & Marketing (2021). <https://doi.org/10.1177/0743915620984723>

3. Donabedian, A.: The quality of care: how can it be assessed?. *Jama* (1988). <https://doi.org/10.1001/jama.1988.03410120089033>
4. Boudreaux, E.D., Mandry, C.V., Wood, K. : Patient satisfaction data as a quality indicator: a tale of two emergency departments. *AcadEmerg Med*. (2003). <https://doi.org/10.1111/j.1553-2712.2003.tb02000.x>.
5. Shoshanna Sofaer, Kirsten Firminger. : Patient perceptions of the quality of health services. *Annual Review of Public Health* (2005). <https://doi.org/10.1146/annurev.publhealth.25.050503.153958>
6. Mularczyk-Tomczewska, P., Gujski, M., Koperdowska, J.M., Wójcik, J., Silczuk, A. : Factors Influencing Patient Satisfaction with Healthcare Services in Poland. *Med SciMonit* (2025). <https://doi.org/10.12659/MSM.948225>
7. Hoffmann, O., Paul, F., Haase, R., Kern, R., Ziemssen, T. : Preferences, Adherence, and Satisfaction : Three Years of Treatment Experiences of People with Multiple Sclerosis. *Patient Preference and Adherence* (2024). <https://doi.org/10.2147/PPA.S452849>
8. Priebe, S., Miglietta, E.: Assessment and determinants of patient satisfaction with mental health care. *World Psychiatry* (2019). <https://doi.org/10.1002/wps.20586>
9. Masino, C., Lam, T.C.M. : Choice of Rating Scale Labels: Implication for Minimizing Patient Satisfaction Response Ceiling Effect in Telemedicine Surveys. *Telemedicine and e-Health* (2014). <https://doi.org/10.1089/tmj.2013.0350>
10. Dunsch, F., K Evans, D., Macis, M., Wang, Q.: Bias in patient satisfaction surveys: a threat to measuring healthcare quality. *BMJ Global Health* (2018).<https://doi.org/10.1136/bmjgh-2017-000694>
11. Endeshaw, B.: Healthcare service quality-measurement models: a review. *Journal of Health Research*, (2021). <https://doi.org/10.1108/JHR-07-2019-0152>
12. Zadeh, L. A.: Fuzzy sets. *Information and Control* (1965). [https://doi.org/10.1016/S0019-9958\(65\)90241-X](https://doi.org/10.1016/S0019-9958(65)90241-X)
13. Bellman, R. E., Zadeh, L. A.: Decision-making in a fuzzy environment. *Management Science* (1970). <https://doi.org/10.1287/mnsc.17.4.B141>
14. Alkafaji, M. K., Al-Shamery, E. S.: A Fuzzy Assessment Model for Hospitals Services Quality based on Patient Experience. *Karbala International Journal of Modern Science* (2020). <https://doi.org/10.33640/2405-609X.1734>
15. Tkachenko, R., Kovalyshyn, O.: A method of assessing of clinic patients feedback with fuzzy logic. *Bulletin of Lviv State University of Life Safety*. <https://journal.ldubgd.edu.ua/index.php/Visnuk/article/view/141> (2018).
16. Suzuki, A., Negishi, E.: Fuzzy Logic Systems for Healthcare Applications. *Journal of Biomedical and Sustainable Healthcare Applications* (2024). <https://doi.org/10.53759/0088/JBSHA20240401>
17. Demir, M. O., Basaran, M. A., Simonetti, B.: Determining factors affecting healthcare service satisfaction utilizing fuzzy rule-based systems. *Journal of Applied Statistics* (2016). <https://doi.org/10.1080/02664763.2016.1181727>
18. Arboleda A. M.: Reprint of: Satisfaction with life and perception of healthcare services. *International Journal of Hospitality Management* (2023). <https://doi.org/10.1016/j.ijhm.2023.103516>
19. Baker, D.L., Melnikow, J., Shoultz, J., Niederhauser, V., Diaz-Escamilla, R.: Translation of Health Surveys Using Mixed Methods. *Journal of Nursing Scholarship*(2010). <https://doi.org/10.1111/j.1547-5069.2010.01368.x>
20. Johnson, R.L., Saha, S., Arbelaez, J.J. et al. : Racial and ethnic differences in patient perceptions of bias and cultural competence in health care. *Journal of General Internal Medicine* (2004). <https://doi.org/10.1111/j.1525-1497.2004.30262.x>
21. Ferreira, D. C., Vieira, I., Pedro, M. I., Caldas, P., Varela, M. (2023). Patient Satisfaction with Healthcare Services and the Techniques Used for its Assessment: A Systematic Literature Review and a Bibliometric Analysis. *Healthcare* (2023). <https://doi.org/10.3390/healthcare11050639>
22. Bouchon-Meunier, B., Marsala, C. : Fuzzylogic, principles, decision support. *Hermès - Lavoisier*. (2003).
23. Alonso, J. M., Magdalena, L.: HILK++ : an interpretability-guided fuzzy modeling methodology for learning readable and comprehensible fuzzy rule-based classifiers. *Soft Computing* (2011). <https://doi.org/10.1007/s00500-010-0628-5>
24. Morente-Molinera, J. A., Pérez, I. J., Ureña, M. R., Herrera-Viedma, E. : On multi-granular fuzzy linguistic modeling in group decision making problems: A systematic review and future trends. *Knowledge-Based Systems* (2015). <https://doi.org/10.1016/j.knosys.2014.11.001>
25. Jemal, H., Kechaou, Z., Ben Ayed, M. : Multi-agent based intuitionistic fuzzy logic healthcare decision support system. *Journal of Intelligent & Fuzzy Systems* (2019). <https://doi.org/10.3233/JIFS-182926>
26. Aljohani, A. : AI-Driven decision-making for personalized elderly care: a fuzzy MCDM-based framework for enhancing treatment recommendations. *BMC Med Inform Decis Mak* (2025). <https://doi.org/10.1186/s12911-025-02953-5>

27. Neto, A.B.L., Andrade, J.P.B., Loureiro, T.C.J., de Campos, G.A.L., Fernandez, M.P.: A Multi-agent System Using Fuzzy Logic Applied to eHealth. In: Novais, P., et al. Ambient Intelligence – Software and Applications –, 9th International Symposium on Ambient Intelligence. ISAmI2018 2018. Advances in Intelligent Systems and Computing (2019). https://doi.org/10.1007/978-3-030-01746-0_25
28. Amann, J., Blasimme, A., Vayena, E., Frey, D., Madai, V. I.: Explainability for Artificial Intelligence in Healthcare: A Multidisciplinary Perspective. BMC Medical Informatics and Decision Making (2022). <https://doi.org/10.1186/s12911-020-01332-6>
29. Chen, T., Shang, C., Su, P., Keravnou-Papailiou, E., Zhao, Y., Antoniou, G., Shen, Q.: A decision tree-initialised neuro-fuzzy approach for clinical decision support. Artificial Intelligence in Medicine(2021). <https://doi.org/10.1016/j.artmed.2020.101986>
30. Peleg, M., Tu, S. : Decision support, knowledge representation and management: Decision support, knowledge representation and management in medicine. Yearbook of medicalinformatics(2006). <https://doi.org/10.1055/s-0038-1638482>
31. Herrera, F., Verdegay, J. L.: Linguistic assessments in group decision making. Fuzzy Sets and Systems. 88, 49–58 (1997).
32. Hernandez-Leal, F., Alanis, A., Patiño, E., Jimenez, S.: Multiagent Emergency Triage Classification System for Health Monitoring. In: Jezic, G., Chen-Burger, J., Kusek, M., Sperka, R., Howlett, R.J., Jain, L.C. (eds) Agents and Multi-Agent Systems: Technologies and Applications 2021. Smart Innovation, Systems and Technologies (2021). https://doi.org/10.1007/978-981-16-2994-5_30
33. Salinas, M., Velandia, D., Mayeta-Revilla, L., Bertini, A., Querales, M., Pardo, F., Salas, R. : An Explainable Fuzzy Framework for Assessing Preeclampsia Classification. Biomedicine, (2025). <https://doi.org/10.3390/biomedicine13061483>
34. Leite, C.R., Sizilio, G.R., Neto, A.D., Guerreiro, A. M. : A fuzzy model for processing and monitoring vital signs in ICU patients. BioMed Eng OnLine (2011). <https://doi.org/10.1186/1475-925X-10-68>
35. Purandhar, N., Ayyasamy, S., Saravana Kumar, N.M.: Strategic real time framework for healthcare using fuzzy C-means systems. AutomSoftw Eng (2022). <https://doi.org/10.1007/s10515-021-00302-048>
36. Doyle, C., Lennox, L., & Bell, D.: A systematic review of evidence on the links between patient experience and clinical safety and effectiveness. BMJ Open (2013). <https://doi.org/10.1136/bmjopen-2012-001570>
37. Otani, K., Waterman, B., Faulkner, K.M., Boslaugh, S., Burroughs, T.E., Dunagan, C. W.: Patient satisfaction: focusing on excellent. Journal of healthcare management. 54, 93-102 (2009).
38. Asghar, M. Z., Ullah, I., Shamshirband, S., Kundi, F. M., Habib, A.: Fuzzy-Based Sentiment Analysis System for Analyzing Student Feedback and Satisfaction. Preprints (2019). <https://doi.org/10.20944/preprints201907.0006.v1>
39. Djam, X. Y., Kimbi, Y. H.: A fuzzy expert system for malaria management. Artificial Intelligence in Medicine. 52, 1–9 (2011).
40. Magdalena, L.: Fuzzy Rule-Based Systems. In: Kacprzyk, J., Pedrycz, W. (eds) Springer Handbook of Computational Intelligence. Springer Handbooks. Springer, Berlin, Heidelberg (2015). https://doi.org/10.1007/978-3-662-43505-2_13
41. Dagger, T. S., Sweeney, J. C., Johnson, L. W.: A hierarchical model of health service quality: scale development and investigation of an integrated model. Journal of service research (2007). <https://doi.org/10.1177/1094670507309594>
42. Demir, M. O., Basaran, M. A., Simonetti, B.: Determining factors affecting healthcare service satisfaction utilizing fuzzy rule-based systems. Journal of Applied Statistics (2016). <https://doi.org/10.1080/02664763.2016.1181727>
43. Yao, W., Kumar, A. : CONFlexFlow: integrating flexible clinical pathways into clinical decision support systems using context and rules. Decision Support Systems (2013). <https://doi.org/10.1016/j.dss.2012.10.008>
44. Parasuraman, A., Zeithaml, V.A., Berry, L. L.: Servqual: A multiple-item scale for measuring consumer perc. Journal of Retailing. 64, 12–40 (1988).
45. Nottingham, Q. J., Johnson, D. M., & Russell, R. S. : The Effect of Waiting Time on Patient Perceptions of Care Quality. Quality Management Journal (2018). <https://doi.org/10.1080/10686967.2018.1404368>
46. Pedrycz, W. : Fuzzy modelling: paradigms and practice. Springer Science & Business Media (1996).
47. Singh, A., & Prasher, A. : Measuring healthcare service quality from patients perspective: using Fuzzy AHP application. Total Quality Management & Business Excellence (2017). <https://doi.org/10.1080/14783363.2017.1302794>

48. Helena Vinagre, M. and Neves, J. : "The influence of service quality and patients' emotions on satisfaction", *International Journal of Health Care Quality Assurance* (2008). <https://doi.org/10.1108/09526860810841183>
49. Fletcher, G.S., Aaronson, B.A., White, A.A., al. (2018). Effect of a Real-Time Electronic Dashboard on a Rapid Response System. *J Med Syst* . <https://doi.org/10.1007/s10916-017-0858-5>
50. Fukami, T. : *Enhancing Healthcare Accountability for Administrators: Fostering Transparency for Patient Safety and Quality Enhancement*. *Cureus2024*. <https://doi.org/10.7759/cureus.66007>
51. Zadeh, L. A. (1975). The concept of a linguistic variable and its application to approximate reasoning—I. *Information Sciences*, 8(3), 199–249. [https://doi.org/10.1016/0020-0255\(75\)90036-5](https://doi.org/10.1016/0020-0255(75)90036-5)